

# LEP Network - our role in the national recovery

August 2020

**Mark Bretton**

Chair, LEP Network & Chair, Hertfordshire LEP

lep  
network

# The LEP Impact – driving good local growth is our job



**£12bn**

Local Growth  
Funding

Overseen  
deployment of

**£6bn**

European Funds



Leveraged

**> £8bn**

private sector  
investment

Created over

**180,000**

Jobs



Worked to build

**100,000**

Homes

**£0.9bn**  
Getting  
Building  
Fund

## LEPs are unique, provide the “glue” and have the best, most current understanding of local economies

**Work with over 180 locally elected councillors, all the Mayors, HE and FE bodies, business, third sector groups and communities**

**Responsible for LIS, Evidence Bases and insights, Skills Advisory Panels**

**330 senior business leaders across 38 LEP boards**

**Apolitical, not for profit, devolution friendly, democratically accountable**

**One primary goal: to drive clean local economic growth and inclusive prosperity across the country**

# The new LEP Network – the power of 38

## Convening body

Covers all 38 LEPs

## Regionalised Board

- NP11
- W Midlands
- E Midlands
- Catalyst South
- Ox-Cam Arc
- London
- Western Gateway
- Great South West

## Refreshed remit

## New leadership

## Better ways of working

## New MoU with CLGU

## Terms of Ref with LEPs

## Engagement

- PM/SoS/Minister calls
- Economic Recovery Group
- BEIS Taskforce & Roundtables
- Business Action Council
- Workplace Guides
- Covid Commission Advisory

## Best Practice/Peer Review/APRs Advocacy

## Stakeholder management

## Leading collaboration with BROs

## Ease of business

## Communications & Media

## Covid 19

- Co-ordination through Growth Hubs
- Feedback/reporting
- Info sharing
- c. 100 constructive interventions
- Local empowerment
- LRF leadership/membership



Creativity | Agility | Pace | Collaboration



# Growth Hubs – support for business

Engaging > 1,000,000 businesses

Delivered > 58,000 business interventions

> 478,000 unique website visitors

Helped > 4,100 individuals start a business

Directed > 4,500 businesses to funding and grants

Enabled > 1,300 businesses into innovation/R&D programmes

Key role in skills development and peer to peer support

+ £10m to help boost the Visitor Economy, + £40m for SME grants, training and Peer to Peer support



# Skills – realising a nation's ambition

Every LEP Board has HE and FE representation

---

Every LEP has a Skills Advisory Panel; network of Digital Skills Partnerships growing

---

Relationship with CEC (150 Enterprise Co-ordinators and 2500 business volunteers)

---

> 3m young people now directly engage with business and >1500 SMEs involved

---

LEPs directly shape apprentice courses with FE providers

---

Range of talent management and opportunity apps available, locally tailored

---

Boosted > 3,300 to skills/leadership/management programmes





# LEP Network Covid 19 engagement

## Economic Recovery Working Group

- Chaired by Simon Clarke
- LEPs have two seats alongside reps from M9 Mayors, LGA, CCN, DCN
- Three LEP CEOs on Executive Group

## Ten Regional Business Roundtables

- Ministers Clarke, Zahawi, Scully
- 150+ business leaders
- Great feedback

## LEP Network Board

- Chair at PM/SoS BEIS briefing
- Chair member of SoS BEIS Taskforce
- Regional Board Calls with Ministers
- Business Action Council member
- Covid Commission Advisory Board

## Refreshed relationships

- M9, LGA, CCN, DCN
- BCC, FSB, CBI, IoD, IOE&IT, BITC
- Working group with BCC
- “Think Tank” Leaders



# LEP Network Five Point Plan

1. Use LEP recovery plans for a “ground-up” recovery
2. Double down on capital projects and fiscal tools
3. Put people at the heart of the recovery with an ambitious skills agenda
4. Accelerate green growth innovation
5. Successful devolution and recovery need a multi-year settlement for LEPs







## **Rebuilding Hertfordshire's economy**

Neil Hayes, Chief Executive, Hertfordshire LEP

**Hertfordshire**  
Local Enterprise Partnership

GVA in 2018: **£40.7bn**

Expected GVA in 2020: **£35bn**

*Assuming (real) growth of 1% in 2019*

GVA loss is equivalent to the **loss of Hertfordshire's entire manufacturing or construction sector**

**Loss of 60,000 jobs in 2020**  
(including self employment)

...it could be more (impact on jobs is usually greater than on GVA)

...will depend on how JRS changes bite, and what other national measures are put in place



Hertfordshire's claimant count was **38,090** in July 2020 (compared to 12,710 in July 2019) – almost **double** the level seen at the height of the financial crisis and close to those of the early 1990s

(ONS claimant count data, July 2020)

**23,656** loans offered (with a value of **£968m**) under either Coronavirus Business Interruption Loan Scheme (CBILS) or Bounce Back Loan Scheme (BBLs) to firms in Hertfordshire's parliamentary constituencies

(Data from British Business Bank, 2nd August 2020)

**£193m** grants paid through local authority Small Business Grants Fund scheme or Retail, Hospitality and Leisure Business Grants Fund

(Data from BEIS, Coronavirus grant funding - local authority payments to SMEs, 27th July 2020)

**52,600** claims made under the Self Employment Income Support Scheme – a take-up rate of **76%**

(HMRC SEISS Statistics, July 2020)

**163,000** employments furloughed in July 2020 – a take-up rate of 28%

(HMRC CJRS Statistics, July 2020)

# Hertfordshire economy: unemployment

	Total claimants			Claimants as a proportion of residents aged 16-64			% increase from March-July 2020	% year-on-year increased (July 2019 to July 2020)
	May 2020	June 2020	July 2020	May 2020	June 2020	July 2020		
Hertfordshire	38,550	36,350	38,090	5.2	4.9	5.2	165.1%	199.7%
Broxbourne	4,065	3,770	4,025	6.8	6.3	6.7	180.5%	199.3%
Dacorum	5,125	4,840	5,060	5.3	5.0	5.2	172.8%	268.0%
East Hertfordshire	3,980	3,630	3,780	4.3	3.9	4.1	233.0%	268.8%
Hertsmere	3,715	3,515	3,650	5.9	5.6	5.8	173.4%	206.7%
North Hertfordshire	3,825	3,590	3,800	4.7	4.4	4.7	166.7%	196.9%
St Albans	3,750	3,595	3,735	4.2	4.0	4.2	154.1%	188.4%
Stevenage	3,575	3,290	3,415	6.4	5.9	6.1	138.0%	162.7%
Three Rivers	2,690	2,575	2,735	4.7	4.5	4.8	173.5%	200.5%
Watford	4,110	3,980	4,195	6.6	6.4	6.7	146.0%	172.4%
Welwyn Hatfield	3,720	3,565	3,695	4.6	4.4	4.6	133.1%	155.7%
England	2,264,855	2,200,615	2,273,600	6.5	6.3	6.5	113.8%	139.4%
United Kingdom	2,661,340	2,590,175	2,679,885	6.4	6.2	6.4	111.2%	133.9%

Claimant unemployment rates have increased rapidly:

- Broxbourne:  
2.4% in March 2020  
6.7% in July 2020
- Biggest year-on-year change (268.8%) seen in East Herts

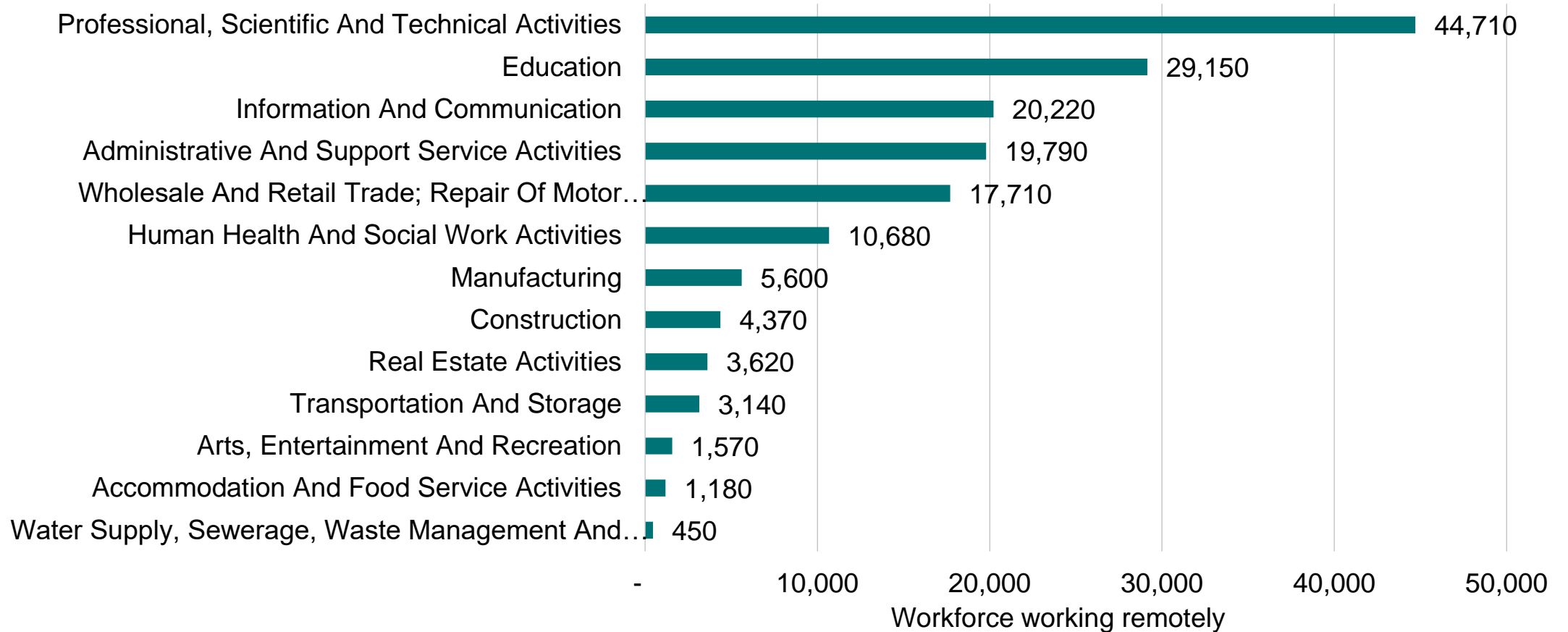


# Hertfordshire economy: furlough

	Coronavirus Job Retention Scheme claims to 30 June 2020		SEISS claims to 30 June 2020				
	Total	As % of workforce jobs	Eligible individuals	Claims	Value of claims	Average value of claim per individual	% take up of total eligible
Broxbourne	15,000	32%	6,400	5,100	16,800,000	3,300	80%
Dacorum	22,200	30%	9,500	7,200	23,500,000	3,300	76%
East Hertfordshire	20,900	29%	8,200	6,100	20,300,000	3,300	75%
Hertsmere	15,800	32%	7,700	5,900	19,400,000	3,300	77%
North Hertfordshire	16,400	26%	7,000	5,200	16,500,000	3,200	74%
St Albans	16,900	24%	7,200	5,200	16,700,000	3,200	72%
Stevenage	11,800	26%	5,000	4,000	12,600,000	3,100	80%
Three Rivers	12,800	29%	5,700	4,300	14,400,000	3,300	75%
Watford	15,700	30%	6,800	5,100	15,900,000	3,100	75%
Welwyn Hatfield	15,400	27%	5,800	4,500	14,200,000	3,200	77%
Hertfordshire	163,000	28%	69,400	52,600	170,300,000	3,200	76%
UK	9,373,900	31%	3,399,000	2,553,000	7,416,000,000	2,900	75%

- 163,000 workers had been furloughed in Hertfordshire (about 28% of workforce jobs)
- The incidence of furloughing is highest in Broxbourne and Hertsmere
- 52,600 self employed workers have made claims through the self-employment income support scheme

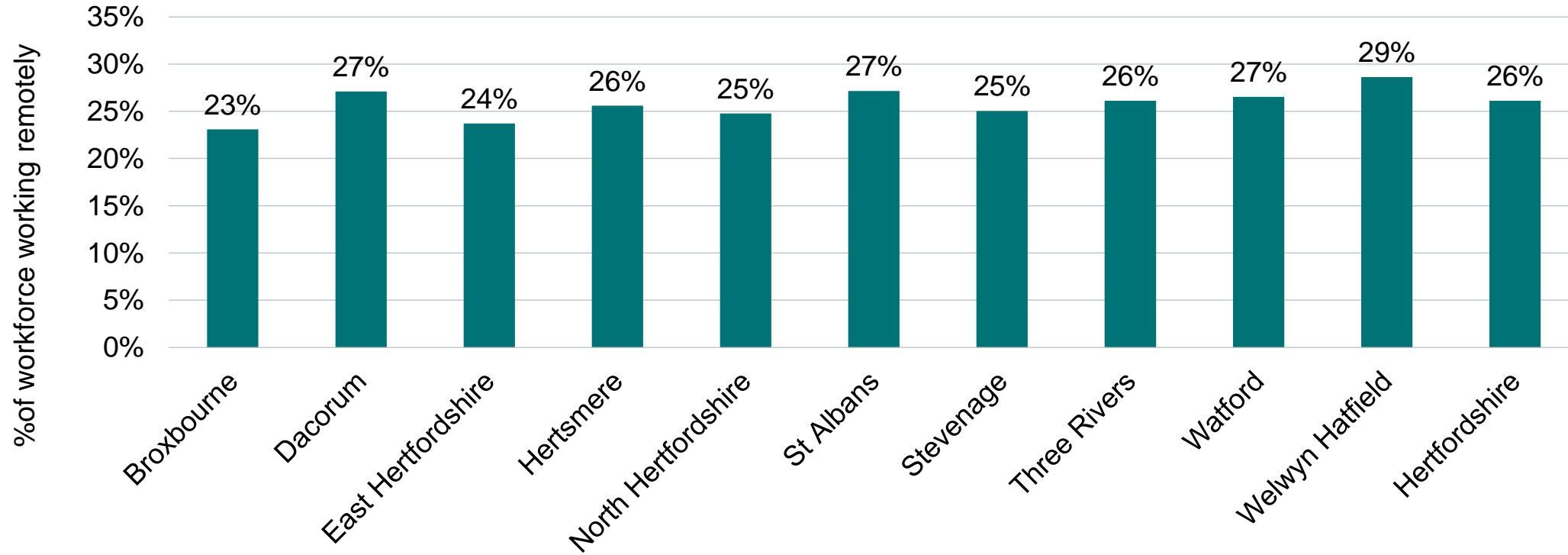
# Remote working by sector (estimates)



Source: Business Impact of COVID-19 Survey (BICS) Wave 10: 13 July to 26 July 2020 applied to local data from Business Register and Employment Survey



# Remote working by district (estimates)



Source: Business Impact of COVID-19 Survey (BICS) Wave 10: 13 July to 26 July 2020 applied to local data from Business Register and Employment Survey

For the first time for a generation, Hertfordshire is likely to have a “jobs problem”...

- while the LEP has long had concerns about the *quality* of jobs, there has not – until now – been a concern about the *number*

But the **fundamentals of economic growth in Hertfordshire are not broken** – and there ought to be opportunities too (particularly as a result of a redefined relationship with London)

Sector and place need to be considered together...

Beyond that, our plan is nested within the same principles as we defined for the South, i.e.:

- **short term action is needed** given the likely scale of the likely effects (loss of 80k-100k jobs in Hertfordshire?)
- short term intervention **should lead to longer term structural change and a basis for better growth** (responding to the climate emergency and the need for fairer growth)



# Economic Recovery Plan: framework

*Transformational Programme 1*



*Working with partners  
to...*

equip Hertfordshire's  
**places** for mid-21<sup>st</sup>  
Century working and  
living

*Delivery Package 1*



*Recovering through...*  
**Enterprise and  
Innovation**

*Delivery Package 2*



*Recovering through...*  
**Skills and Creativity**

*Delivery Package 3*



*Recovering through...*  
**International Trade  
and Investment**

*Transformational Programme 2*



*Working with partners  
to...*

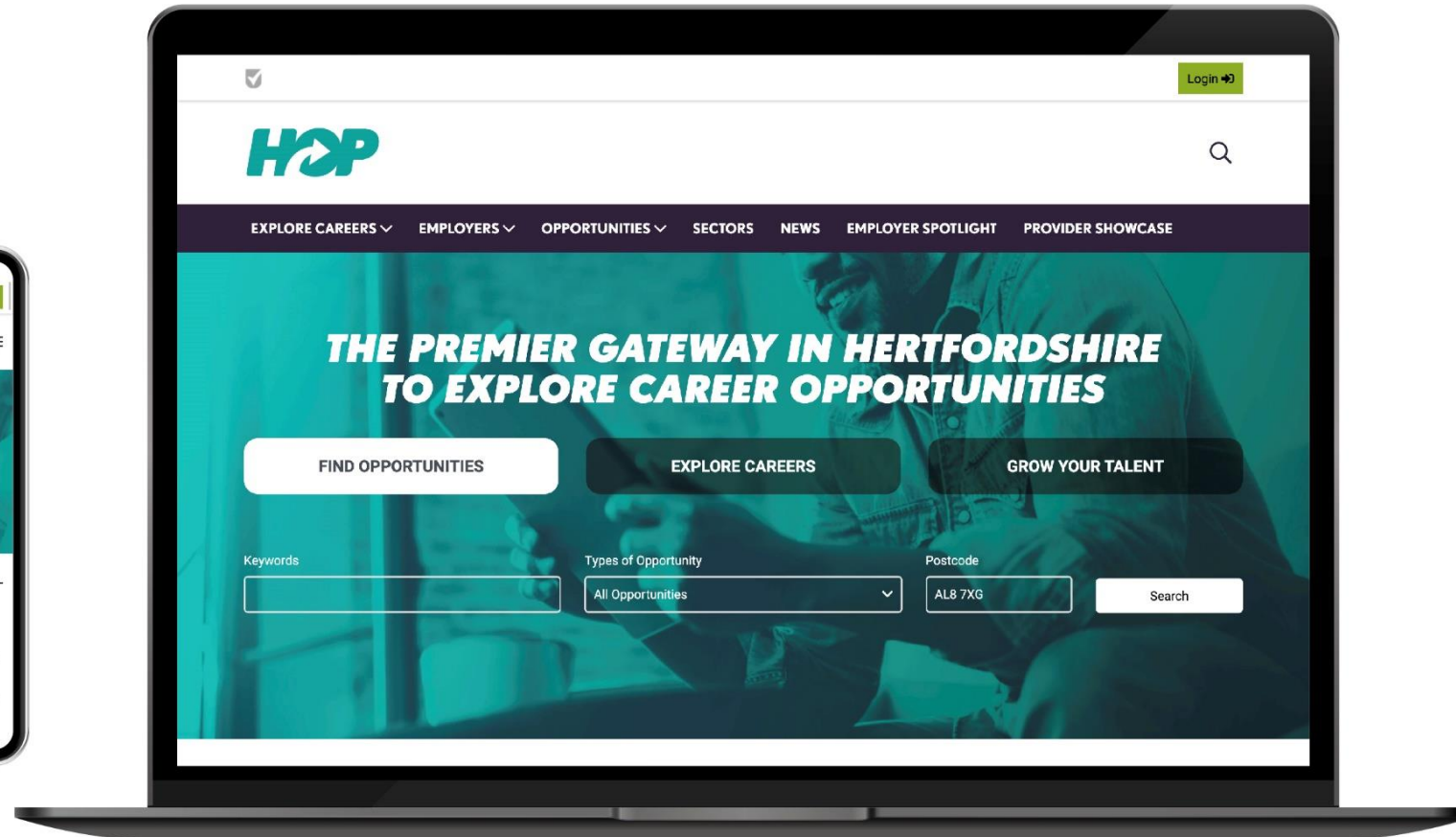
**connect** Hertfordshire  
for mid-21<sup>st</sup> Century  
working and living

# Enterprise & Innovation





# Skills & Creativity





# International Trade & Investment





# 21<sup>st</sup> Century Places





# 21<sup>st</sup> Century Connectivity





# Working in Partnership

Hertfordshire  
Local Enterprise Partnership

PERFECTLY PLACED FOR BUSINESS



HERTFORDSHIRE  
GROWTH HUB



Hertfordshire  
Innovation  
Quarter



THE CAREERS &  
ENTERPRISE  
COMPANY



VISIT HERTS





- Recovery & Devolution White Paper
- Wind down (?) of Coronavirus Job Retention Scheme & other measures
- EU Exit
  
- Clear need to review and revise recovery plan accordingly





[www.hertfordshirelep.com](http://www.hertfordshirelep.com)

@HertsLEP #HertsForGrowth